



PT Jasuindo Tiga Perkasa Tbk
Advancing Your Business Performance



MENGINTEGRASIKAN **PERFORMA,** MENCIPTAKAN **PERTUMBUHAN**

*INTEGRATING PERFORMANCE,
GENERATING GROWTH*

LAPORAN TAHUNAN


2019

ANNUAL REPORT



MENGINTEGRASIKAN
PERFORMA,
MENCIPTAKAN
PERTUMBUHAN

*INTEGRATING PERFORMANCE,
GENERATING GROWTH*



Sebagai perusahaan penyedia solusi terintegrasi di bidang percetakan umum dan sekuriti, PT Jasuindo Tiga Perkasa Tbk. berkomitmen untuk menghasilkan produk yang dapat memberikan nilai tambah bagi bisnis pelanggan. Dalam merespon kebutuhan pasar yang terus berkembang, Perusahaan secara berkelanjutan terus mengoptimalkan seluruh aspek dan lini bisnisnya.

Upaya ini diwujudkan dengan usaha Perusahaan untuk terus meningkatkan performa kegiatan operasi dan menjaga produktivitas seraya terus menggalakkan pembenahan diri demi menciptakan integritas dalam lingkup bisnisnya. Perusahaan menjalankan berbagai strategi terkait pengembangan produk yang disesuaikan dengan kecenderungan tren pasar, salah satunya dengan mengolaborasikan bahan baku berkualitas dengan teknologi terbaru serta menyematkan fitur keamanan khusus pada produk sekuritinya sehingga memiliki kemampuan lebih dalam memberikan keamanan berbisnis bagi setiap pelanggan.

As a company that provides integrated solutions in general and security printing, PT Jasuindo Tiga Perkasa Tbk. is committed to creating products which add values to the customers' business. Responding to the continuously growing market, the Company consistently optimise all of its business aspects and lines.

These efforts are manifested in the Company's endeavours to optimise its business activity performance and maintain productivity while promoting self-improvement to build integrity in its business scope. The Company carries out many strategies related to product development according to market trends, including collaborating high-quality raw materials and the latest technology as well as attaching special security features on its security products, increasing their capacity of providing business security for every customer.



DAFTAR ISI

TABLE OF CONTENTS

Mengintegrasikan Performa, Menciptakan Pertumbuhan	<i>Integrating Performance, Generating Growth</i>	3
Daftar Isi	<i>Table of Content</i>	4

01 KILAS KINERJA 2019 2019 PERFORMANCE HIGHLIGHTS 8

Ikhtisar Data Keuangan Penting	<i>Financial Highlights</i>	10
Ikhtisar Saham	<i>Share Highlights</i>	12

02 LAPORAN MANAJEMEN MANAGEMENT REPORT 14

Laporan Dewan Komisaris	<i>Report of the Board of Commissioners</i>	16
Laporan Direksi	<i>Report of the Board of Directors</i>	22

03 PROFIL PERUSAHAAN COMPANY PROFILE 32

Informasi Perusahaan	<i>Corporate Information</i>	34
Riwayat Singkat Perusahaan	<i>Brief History of the Company</i>	36
Produk Usaha	<i>Business Products</i>	38
Struktur Organisasi	<i>Organisational Structure</i>	40
Visi, Misi, Kebijakan, dan Sasaran Perusahaan	<i>Corporate Vision, Mission, Policy, and Target</i>	42
Profil Dewan Komisaris dan Direksi	<i>Profile of the Board of Commissioners and Board of Directors</i>	44
Pertumbuhan dan Perkembangan Kompetensi Karyawan	<i>Employee Competence Growth and Development</i>	48
Komposisi Pemegang Saham	<i>Shareholders Composition</i>	51
Pemegang Saham Utama dan Pengendali Perusahaan	<i>Main and Controlling Shareholders</i>	55
Profil Anak Perusahaan	<i>Profile of the Subsidiaries</i>	56

Profil Perusahaan Asosiasi	<i>Profile of Associated Companies</i>	59
Kronologi Pencatatan Saham	<i>Chronology of Shares Listing</i>	60
Nama dan Alamat Lembaga Profesi Penunjang Pasar Modal	<i>Name and Address of Capital Market Supporting Institutions Professions</i>	64
Penghargaan dan Sertifikasi	<i>Awards and Certifications</i>	66
Peristiwa Penting	<i>Significant Events</i>	70



04

ANALISIS DAN PEMBAHASAN MANAJEMEN MANAGEMENT ANALYSIS AND DISCUSSIONS

74

Tinjauan Operasi Berdasarkan Segmen Usaha	<i>Overview of Operations Based on Business Segments</i>	76
Analisis Kinerja Keuangan	<i>Financial Performance Analysis</i>	82
Analisis Kemampuan Membayar Utang	<i>Solvency Analysis</i>	88
Tingkat Kolektibilitas Piutang	<i>Receivable Collectability Rate</i>	90
Struktur Permodalan dan Kebijakan Manajemen	<i>Capital Structure and Management Policy</i>	91
Ikatan Material Untuk Investasi Barang Modal	<i>Material Relation to Capital Goods Investment</i>	92
Informasi dan Fakta Material Setelah Tanggal Laporan Akuntan Publik	<i>Material Information and Facts Subsequent to the Accountant's Report Date</i>	93
Prospek Usaha, Kondisi Industri, dan Ekonomi	<i>Prospect, Industry, and Economic Condition</i>	94
Perbandingan Antara Target/Proyeksi dan Realisasi 2019	<i>Comparison between Targets/Projections with Realisation 2019</i>	97
Perbandingan Target/Proyeksi Tahun 2020	<i>Comparison of Targets/Projections in 2020</i>	98
Aspek Pemasaran	<i>Marketing Aspects</i>	99
Kebijakan Dividen	<i>Dividend Policy</i>	102
Program Kepemilikan Saham oleh Karyawan dan Manajemen	<i>Employee and Management Share Ownership Programme</i>	103
Informasi dan Transaksi Material Perusahaan	<i>Company Information and Material Transactions</i>	103
Perubahan Peraturan Perundang-Undangan	<i>Amendments to the Laws and Regulations</i>	103
Perubahan Kebijakan Akuntansi	<i>Changes in Accounting Policy</i>	103



05

TATA KELOLA PERUSAHAAN CORPORATE GOVERNANCE

104

Ketentuan Hukum dan Penerapan Tata Kelola Perusahaan	<i>Legal Provisions and Implementation of Corporate Governance</i>	106
Rapat Umum Pemegang Saham	<i>General Meeting of Shareholders</i>	110
Direksi	<i>Board of Directors</i>	112
Dewan Komisaris	<i>Board of Commissioners</i>	117
Kebijakan Penilaian Kinerja	<i>Work Assessment Policy</i>	122
Kebijakan Penyampaian Informasi Kepemilikan Saham	<i>Policy on Disclosure of Share Ownership</i>	124
Hubungan Afiliasi Dewan Komisaris dan Direksi	<i>Affiliation of the Board of Commissioners and Board of Directors</i>	125
Komite Audit	<i>Audit Committee</i>	126
Sekretaris Perusahaan	<i>Corporate Secretary</i>	131
Satuan Audit Internal	<i>Internal Audit Unit</i>	134
Sistem Manajemen Risiko	<i>Risk Management System</i>	139
Sanksi Administratif dan Perkara Penting	<i>Administrative Sanctions and Important Cases</i>	142



Kode Etik dan Budaya Perusahaan	<i>Code of Conduct and Corporate Culture</i>	143
Sistem Pelaporan Pelanggaran	<i>Whistleblowing System</i>	145
Penerapan Pedoman Tata Kelola Perusahaan	<i>Implementation of Corporate Governance Guidelines</i>	147



06 TANGGUNG JAWAB SOSIAL PERUSAHAAN CORPORATE SOCIAL RESPONSIBILITY 154

Lingkungan Hidup	<i>Environment</i>	156
Ketenagakerjaan, Kesehatan, dan Keselamatan Kerja	<i>Occupational Health and Safety</i>	159
Pengembangan Sosial dan Kemasyarakatan	<i>Social and Community Development</i>	162
Konsumen	<i>Customers</i>	164

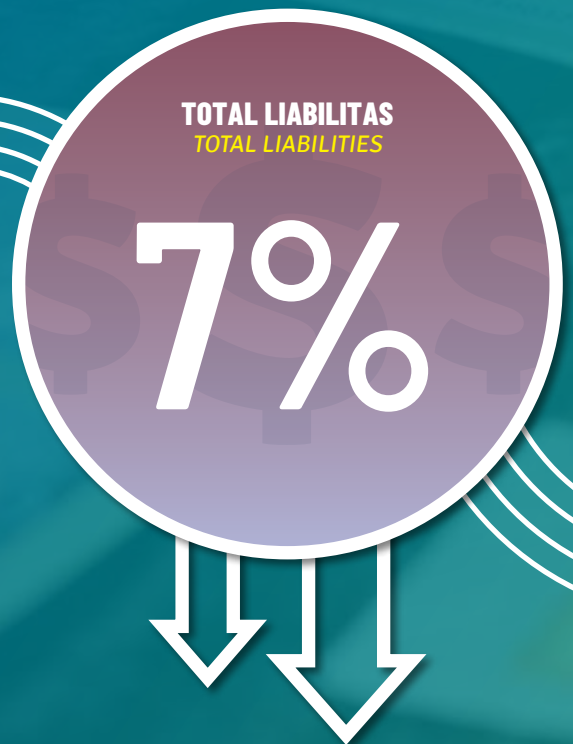
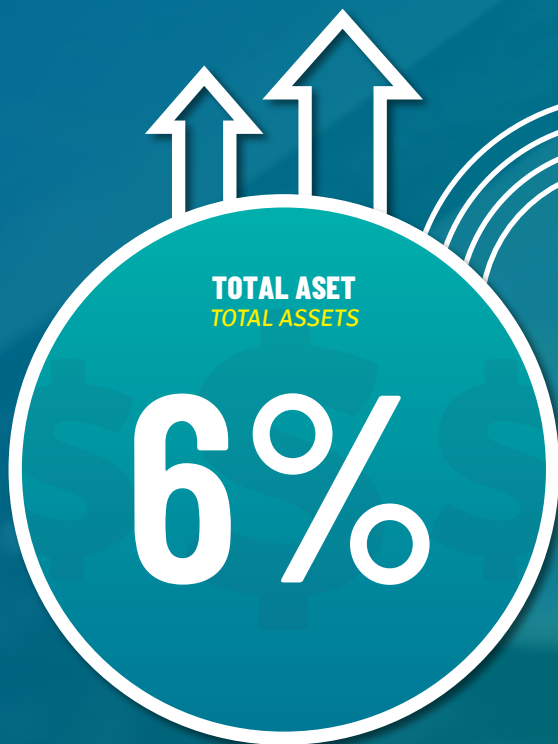
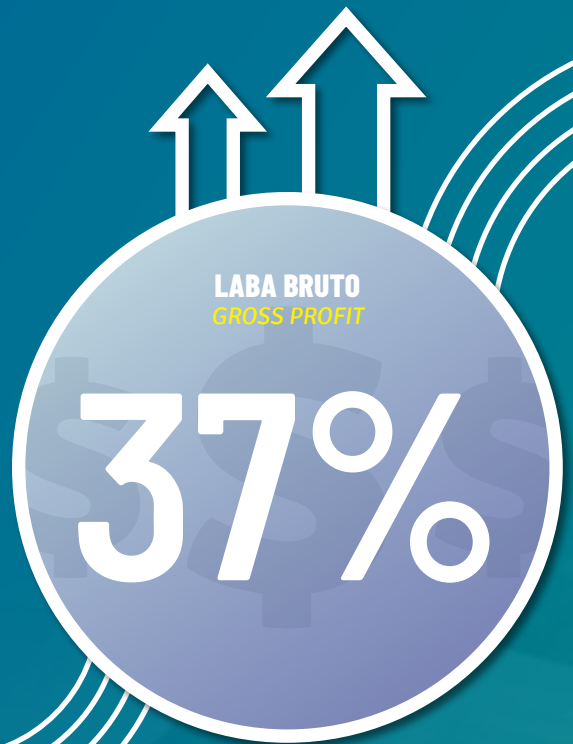
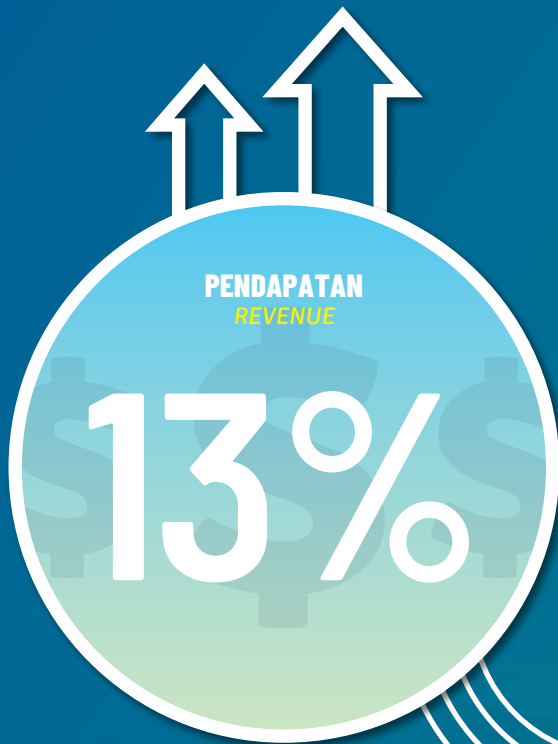
07 LAPORAN KEUANGAN KONSOLIDASI CONSOLIDATED FINANCIAL STATEMENTS 166

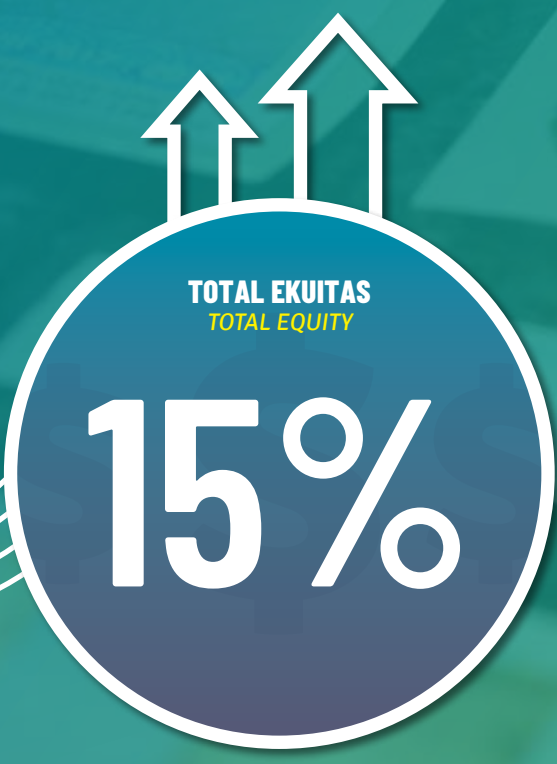
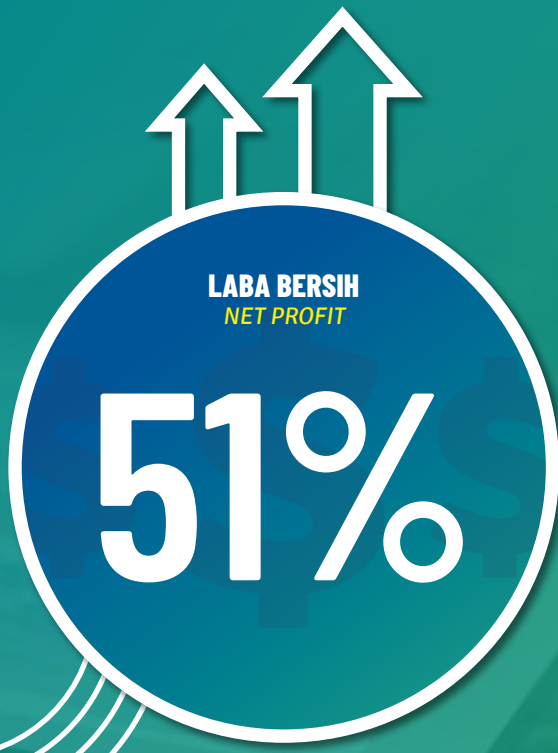
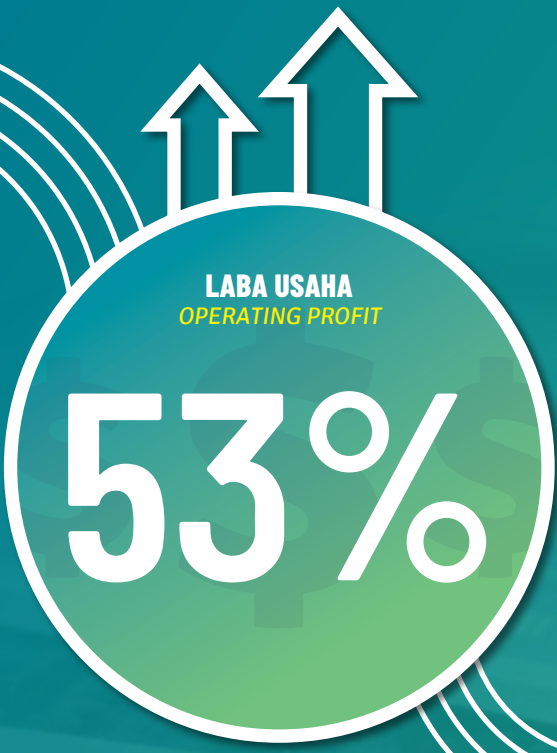




KILAS KINERJA 2019

2019 PERFORMANCE HIGHLIGHTS





IKHTISAR DATA KEUANGAN PENTING

FINANCIAL HIGHLIGHTS

Disajikan dalam jutaan Rupiah kecuali rasio, laba bersih per saham, dan harga saham
In million Rupiah except for ratio, net profit per share, and share price

URAIAN	2019	2018	2017	DESCRIPTION
LAPORAN LABA RUGI KOMPREHENSIF		COMPREHENSIVE INCOME STATEMENT		
Pendapatan	1.438.184	1.269.759	1.233.452	Revenue
Laba Bruto	379.791	277.884	258.959	Gross Profit
Laba	182.443	120.550	81.951	Profit
Laba yang dapat diatribusikan kepada:				Profit attributable to:
• Pemilik Entitas Induk	168.045	112.250	77.544	Owners of the Parent Entity
• Kepentingan Nonpengendali	14.398	8.300	4.407	Non-Controlling Interest
Laba Komprehensif	178.291	120.911	82.411	Comprehensive Income
Laba komprehensif yang dapat diatribusikan kepada:				Comprehensive Income attributable to:
• Pemilik Entitas Induk	164.889	111.257	76.631	Owners of the Parent Entity
• Kepentingan Nonpengendali	13.402	9.655	5.780	Non-Controlling Interest
Laba bersih per saham dasar	98,10	65,53	45,27	Net Profit per Share
LAPORAN POSISI KEUANGAN		STATEMENT OF FINANCIAL POSITION		
Aset Lancar	630.300	571.321	454.745	Current Assets
Aset Tidak Lancar	522.396	515.848	560.526	Non-Current Assets
Jumlah Aset	1.152.697	1.087.169	1.015.271	Total Assets
Liabilitas Lancar	377.690	397.433	374.336	Current Liabilities
Liabilitas Tidak Lancar	29.177	42.310	54.555	Non-Current Liabilities
Jumlah Liabilitas	406.866	439.743	428.891	Total Liabilities
Total Ekuitas yang dapat diatribusikan kepada:				Total Equity attributable to:
• Pemilik Entitas Induk	697.969	610.165	553.725	Owners of the Parent Entity
• Kepentingan Nonpengendali	47.861	37.260	32.655	Non-Controlling Interest
Jumlah Ekuitas	745.830	647.426	586.380	Total Equity



Disajikan dalam jutaan Rupiah kecuali rasio, laba bersih per saham, dan harga saham
In million Rupiah except for ratio, net profit per share, and share price

URAIAN	2019	2018	2017	DESCRIPTION
RASIO-RASIO PENTING				KEY RATIOS
Rasio Laba terhadap Jumlah Aset	21%	15%	11%	Return to Total Assets Ratio
Rasio Laba terhadap Ekuitas	24%	19%	14%	Return to Equity Ratio
Rasio Lancar	1,67X	1,44X	1,21X	Current Ratio
Rasio Liabilitas terhadap Ekuitas	0,55X	0,68X	0,73X	Debt to Equity Ratio
Rasio Liabilitas terhadap Jumlah Aset	0,35X	0,4X	0,42X	Debt to Total Assets Ratio
Rasio Laba Bruto terhadap Penjualan Bersih	26%	22%	21%	Gross Profit to Total Assets Ratio
Rasio Laba Bersih terhadap Penjualan Bersih	13%	9%	7%	Net Income to Net Sales Ratio
INFORMASI SAHAM				SHARES INFORMATION
Jumlah saham beredar	1.713	1.713	1.713	Total Outstanding Shares
Kapitalisasi pasar	1.678.752	849.654	469.365	Market Capitalisation
Harga saham:				Share Price:
• Tertinggi	1.050	510	484	Highest
• Terendah	472	266	270	Lowest
• Penutupan	980	496	274	Closing
Volume Perdagangan	971	259	155	Transaction Volume
AKSI KORPORASI				CORPORATE ACTIONS
<u>Dividen Tunai:</u>				<u>Cash Dividend:</u>
• Dividen Interim				Interim Dividend
Tanggal pelaksanaan	8 Januari 2019 8 January 2019	15 Januari 2018 15 January 2018	-	Payment Date
Rasio	1:15	1:15	-	Ratio
Jumlah Dividen yang Dibayarkan	25.695	25.695	-	Total Paid Dividend
• Dividen Final/Sisa Dividen Final				Final Dividend/Rest of Final Dividend
• Tanggal pelaksanaan	27 Juni 2019 27 June 2019	25 Juli 2018 25 July 2018	14 Juli 2017 14 July 2017	Payment Date
• Rasio	1:30	1:17	1:29	Ratio
• Jumlah Dividen yang Dibayarkan	51.390	29.121	49.677	Total Paid Dividend

IKHTISAR SAHAM

SHARE HIGHLIGHTS

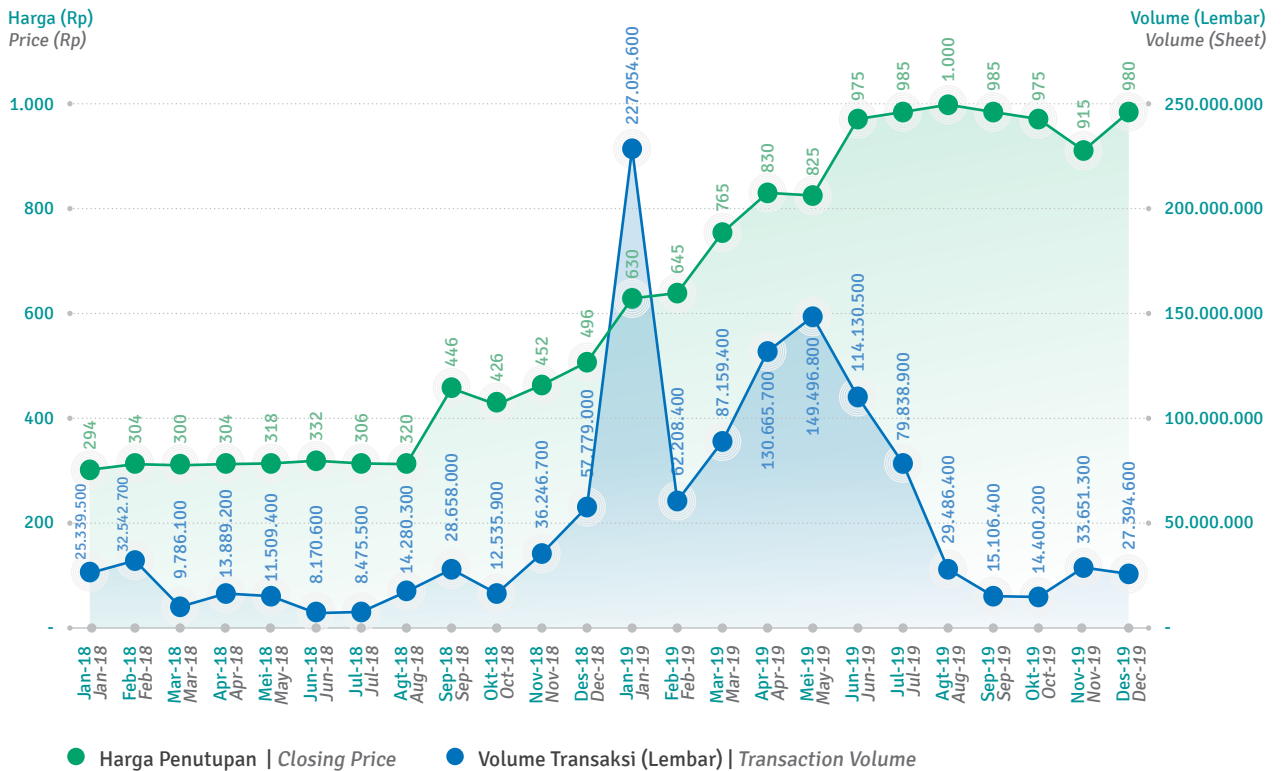
HARGA DAN VOLUME PERDAGANGAN SAHAM

SHARE PRICE AND TRADING VOLUME

TAHUN YEAR	HARGA SAHAM/LEMBAR STOCK PRICE				JUMLAH LEMBAR SAHAM TOTAL SHARES	VOLUME TRANSAKSI (LEMBAR) TRANSACTION VOLUME	NILAI (RP) VALUE (RP)	KAPITALISASI PASAR (RP) MARKET CAPITALISATION (RP)
	HARGA PEMBUKAAN OPENING PRICE	HARGA TERTINGGI HIGHEST PRICE	HARGA TERENDAH LOWEST PRICE	HARGA PENUTUPAN CLOSING PRICE				
2018								
Triwulan 1 Quarter 1	274	328	266	300	1.713.012.500	67.668.300	19.977.100.000	513.903.750.000
Triwulan 2 Quarter 2	302	380	294	332	1.713.012.500	33.569.200	10.625.346.200	568.720.150.000
Triwulan 3 Quarter 3	332	452	284	446	1.713.012.500	51.413.800	18.330.898.800	764.003.575.000
Triwulan 4 Quarter 4	446	510	400	496	1.713.012.500	106.561.600	49.330.433.100	849.654.200.000
2019								
Triwulan 1 Quarter 1	496	765	472	765	1.713.012.500	376.422.400	223.732.811.600	1.310.454.562.500
Triwulan 2 Quarter 2	765	980	690	975	1.713.012.500	394.293.000	333.535.487.500	1.670.187.187.500
Triwulan 3 Quarter 3	980	1.050	950	985	1.713.012.500	124.431.700	123.774.083.000	1.687.317.312.500
Triwulan 4 Quarter 4	985	995	530	980	1.713.012.500	75.446.100	66.592.250.500	1.678.752.250.000

PERGERAKAN HARGA SAHAM

SHARE PRICE FLUCTUATION





ANNUAL REPORT

• 2019

• LAPORAN TAHUNAN